

Parts List

ITEM	QTY	PART NUMBER	DESCRIPTION
1	30	COP-KCVRET-W-1	COP COPING STIFFNER 1 5/8"-1PC
2	54	COP-TSCREW-1	COPING TEK SCREW (PER SCREW)
3	2	ESC-2956-BR	REV. RAD, " BOTTOM TRD RISER
4	2	ESC-2956-MR	REV. RAD, MIDDLE TRD RISER
5	1	ESC-2956-SWL	RADIUS, SIDE WALL, LEFT
6	1	ESC-2956-SWR	RADIUS, SIDE WALL, RIGHT
7	2	ESC-2956-TR	REV. RAD, TOP TRD RISER
8	1	ESC-2968-RSB	BRACE, 51.79" X 31.36" RISER SUPPORT
9	-	OPC-CONREC-120	CONCRETE RECEPTOR, 24' REQ'D
10	-	SSC-1099	BEAD RECEIVER, 18' REQ'D

KEEP CONCRETE RECEPTOR ATTACHED TO THE STEP RISERS FOR SHIPPING. A TOTAL OF 288" (24') OF CONCRETE RECEPTOR IS REQUIRED.

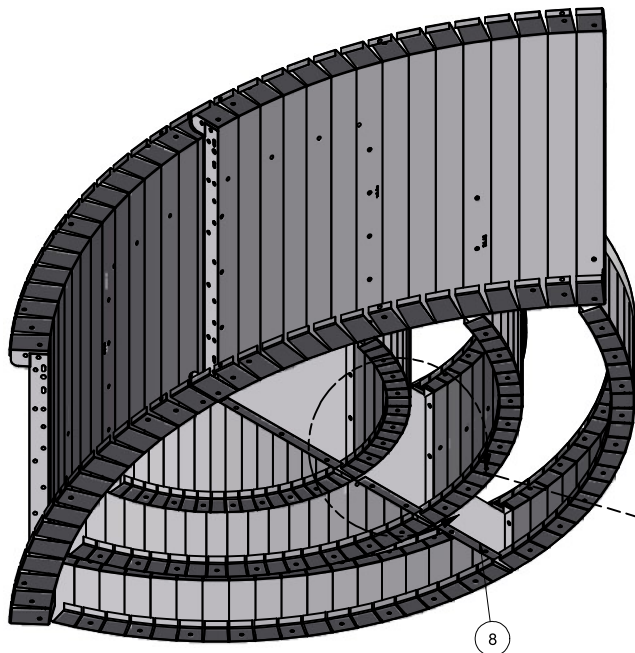
NOTE:
LEFT SIDE AND RIGHT SIDE STEP PARTS ARE SYMMETRICAL.

KEEP BEAD RECEIVER ATTACHED TO THE STEP RISERS & WALL FOR SHIPPING. A TOTAL OF 216" (18') OF BEAD RECEIVER REQUIRED.


CONTRACTOR NOTE:

BACK FILL STEP AREA WITH COMPACTED EARTH MATERIAL. FINISH STEP AREA WITH 2" OF HARDEN FLOOR MATERIAL TO MATCH REQUIRED DEPTH (FLUSH WITH TOP OF BEAD RECEIVERS).

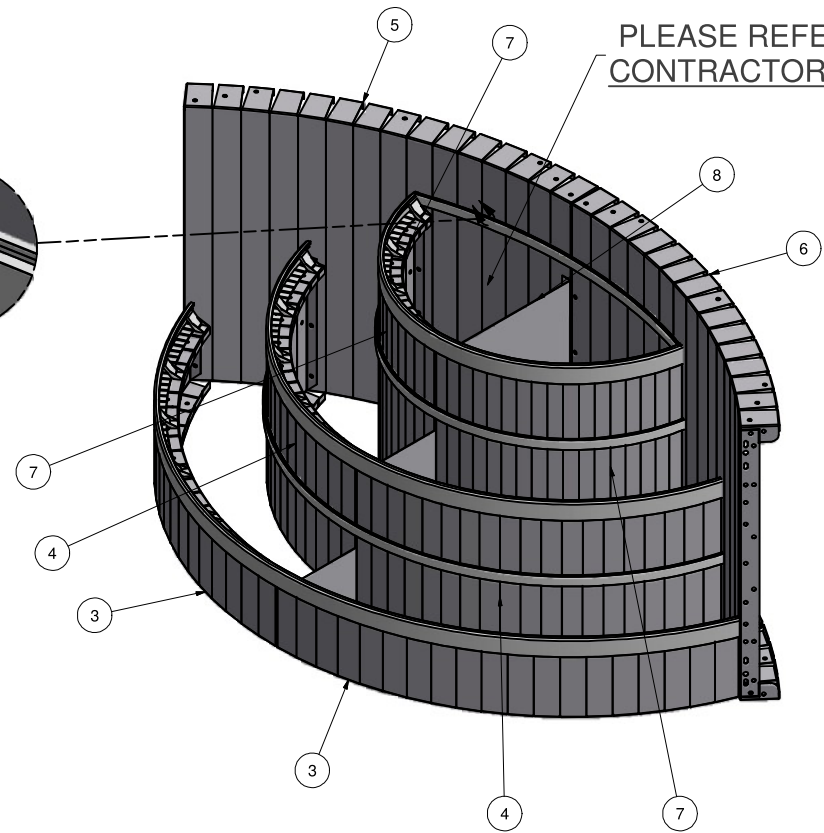
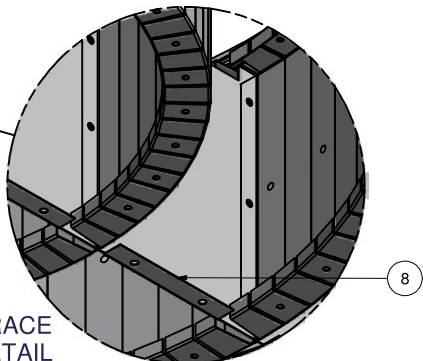
PLEASE REFER TO:
CONTRACTOR NOTE



BEAD RECEIVER DETAIL



BRACE DETAIL



8'-2 1/4" X 6'-0" RADIUS WC OPEN TOP

PART #: ESC-2956 	WEIGHT: 297.03 lbmass	MACHINE TIME: N/A	FILE/DIRECTORY: I:\PRODUCT_CATALOG\2016 SS\ESC-2956.idw
	TOLERANCES EXCEPT AS NOTED 0/0 0.0 0.00 0.000 0' ±1/8 ±0.25 ±0.0625 ±0.03125 ±1/2"	MATERIAL:	DATE: 3/28/2016
DRAWN BY: TS	SHEET: 1 OF 5		